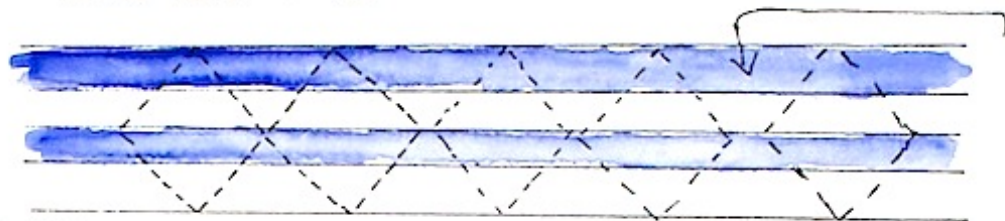


FILM NOIR

2 yds. dark
2 yds. light

Yield: 60x60
top

Cut 2 dark & 2 light
strips 2.5 inches wide.
Piece together $\frac{1}{4}$ inch
seams.

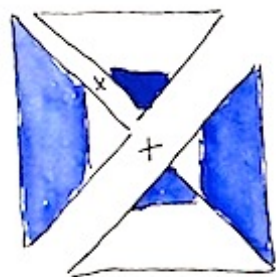
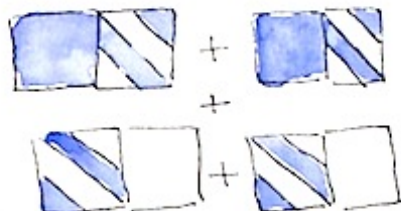


Save these pieces.

Use $\frac{1}{4}$ " seams
throughout.

With a 6 inch square ruler cut
diagonally to the seams as shown (dotted lines). Make 32 of these.


Cut 16 light and 16 dark 6 inch
squares. Stitch together with $\frac{1}{4}$ inch
seams as shown. Repeat until you have
a block 4 squares high & wide. Make
3 more blocks of the houndstooth pattern.



With the leftover triangle
pieces, piece them together
as shown. Then, piece
3 blocks together $\frac{1}{4}$ inch sides together.
Repeat.

Stitch each group of 3 to 2 of the
large houndstooth blocks.

With the remaining 7 blocks, piece them together
with light sides together. Attach to the 2 side panels.



THE END

© Ann Williams
filmandthread.com